

Welcome to the Rural After School Summit!



**Your participation and input is
critical to the success of rural
after school programs!**








Nationally, there are **2.7 million** rural kids in self-care with **no** after school program to attend.



A photograph of a sunset over a landscape. The sun is a bright orange-red orb partially obscured by the silhouette of a large, leafy tree in the foreground. The sky is filled with layers of clouds, some of which are illuminated from below by the setting sun, creating a golden glow. The background shows dark silhouettes of rolling hills or mountains under a deep blue sky. The overall scene is peaceful and scenic.

21st Century Community Learning Centers (CCLC) initiative is the **only** federal funding stream dedicated exclusively to after school and summer programs.



Nationwide, 1.2 million kids participate in rural after school programs.

The parents of an additional 4.1 million rural children say they would enroll their children if a program were available to them.



California's rural high school graduation rate is 75.7%.





In California, 85.8 % of rural students live in poverty.

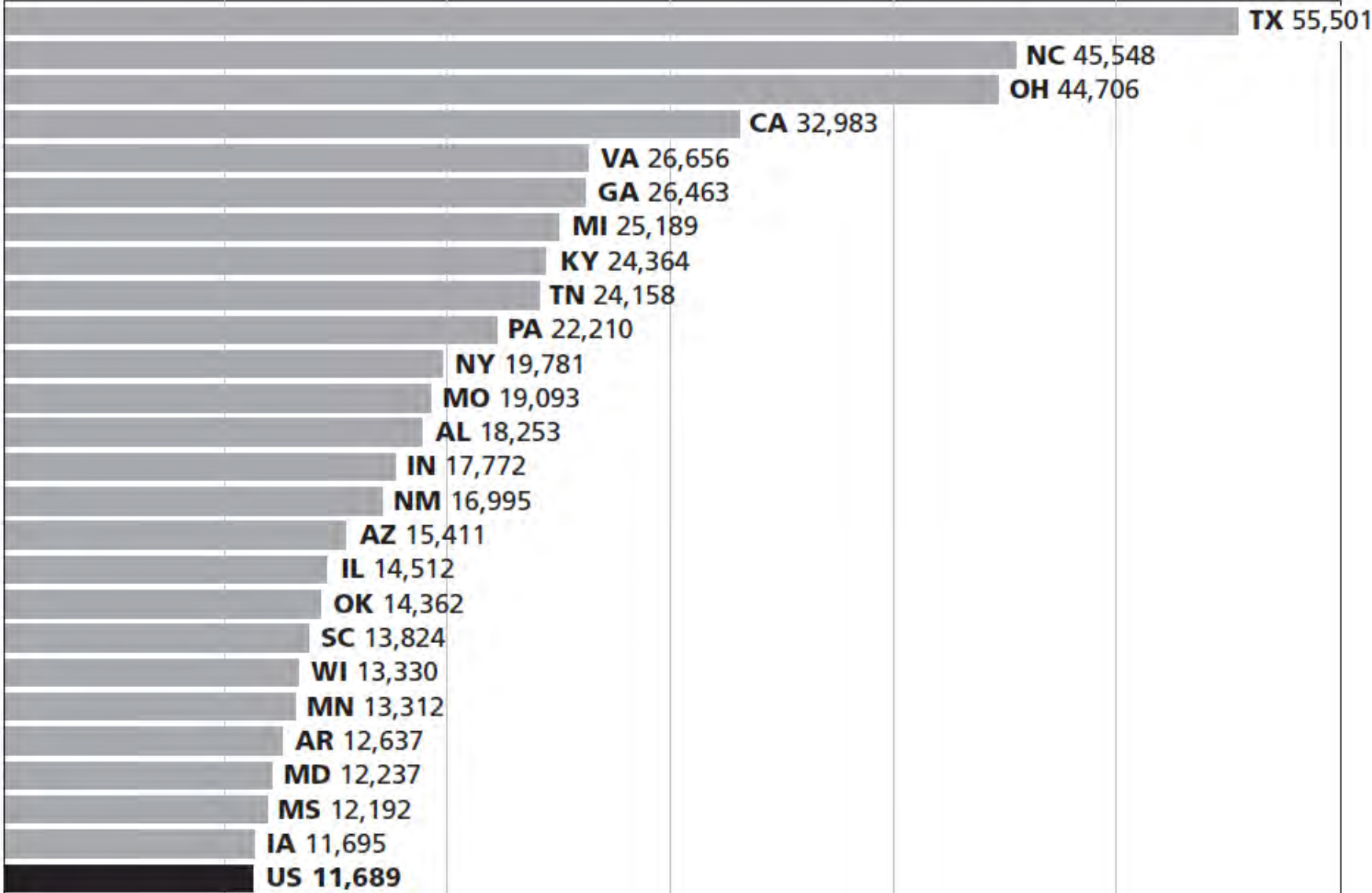
This is over 20% above the national average.

Only four states in the nation have higher rural student poverty rates than California. (MS, SC, AL, NM)



Number of Rural Students in Concentrated Poverty Districts

The total number of students attending school in rural public school districts designated as “concentrated poverty districts” in this report.



Outdoor games- kickball
South Fortuna Elementary



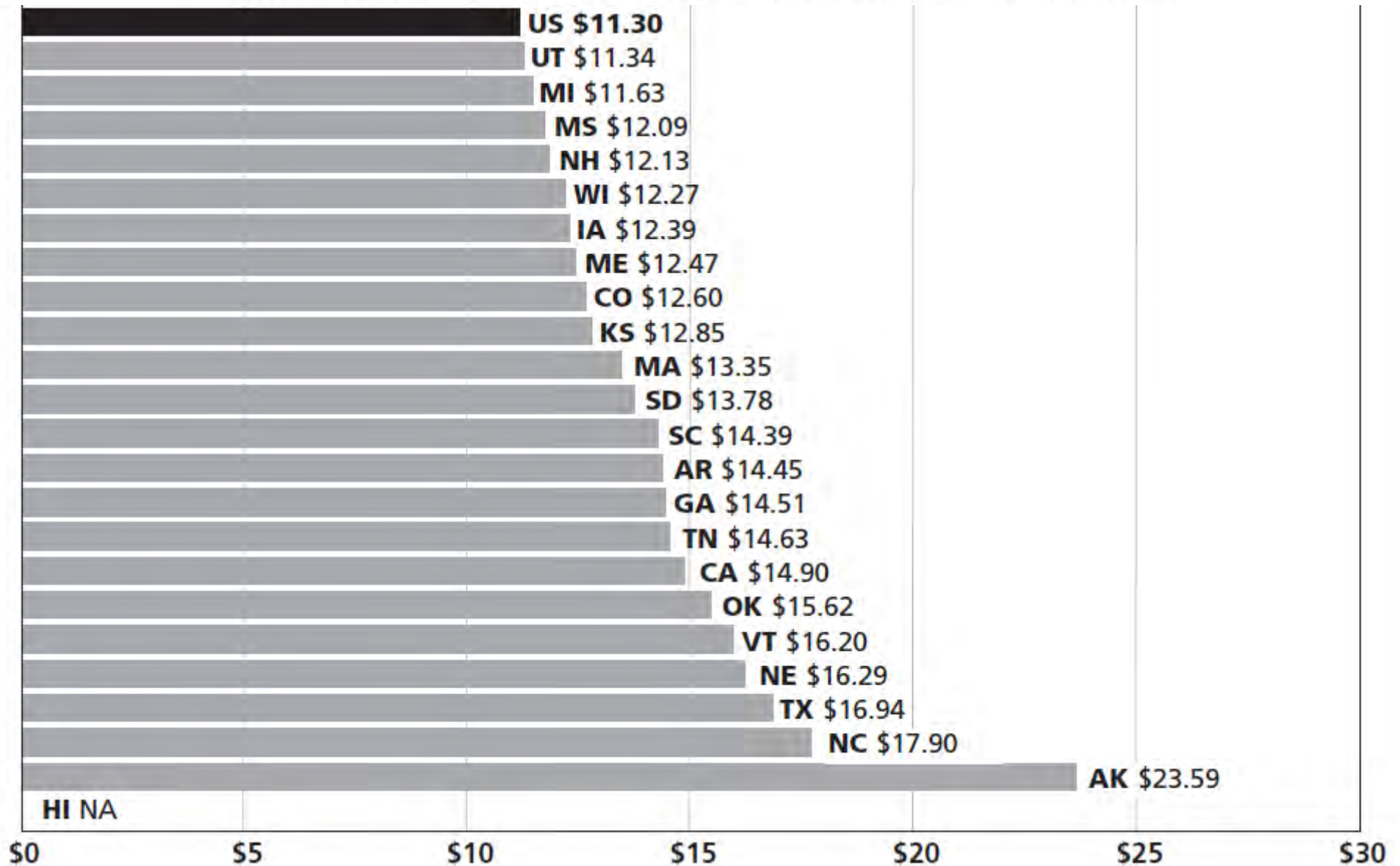


Nationwide, 38% of rural participants chose their after school program because transportation was provided **to and from it.**

By comparison, only 22% of urban and suburban participants chose it for this reason.

Ratio of Instructional to Transportation Expenditures

Ratio of total current expenditures for regular education instruction to total current expenditures for regular education pupil transportation.





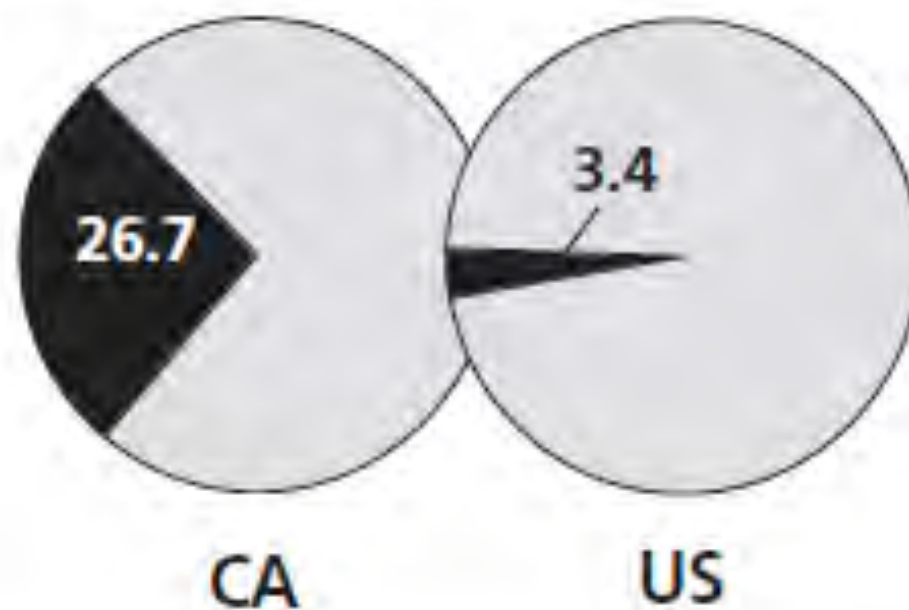
Outdoor Games
"I love my neighbor who..."
South Fortuna Elementary





California rural schools serve 26.7% ELL students compared to 3.4% nationwide.


Percentage of rural ELL students



Only 5.1% of California's state education funds goes to rural districts.







In California, only 48.8% of rural students score proficient in math and 51.6% are proficient in reading.

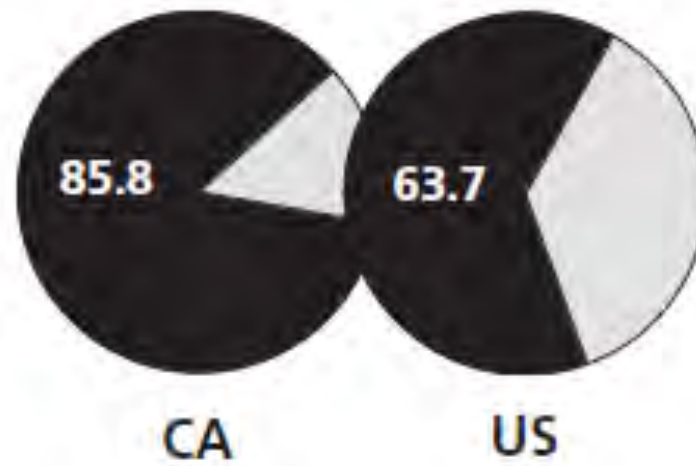


Only 5% of California's public school students attend rural schools, yet they still rank 10th largest absolute rural school enrollment in the U.S.






Percentage of rural student poverty







Number of rural students





**Please refer to the following
handout in your packet for the
sources of these statistics:**

*“California After School &
Rural After School
At a Glance”*